

NATURE OF THE PRODUCT

Water-based, elastomeric, fast-curing, waterproofing, fibre-reinforced, liquid protective membrane, which gives exceptional features such as resistance and durability. **WINGUM PLUS H₂O RAPID** has very low emissions of volatile organic compounds (VOC) and semi-volatile compounds, and has been formulated by WINKLER Research & Development laboratories.

USES

Its fast-curing feature, makes it rain-proof after just a few hours, allowing start and end of work within the same day (see rain-proof times table). Its particular formulation allows high flexibility and the product's stability at very low temperatures. It is also resistant to normal foot traffic. **WINGUM PLUS H₂O RAPID** is suitable where very good resistance to backwater is required, particularly on flat surfaces subject to stagnation. It has an excellent resistance to ageing and UV rays. Suitable for waterproofing of concrete supports, fibre-cement slabs, metal sheds (also oxidizable), wood, ceramic tiles or natural stone floorings, brickworks, bitumen polymer membranes (oxidized for a minimum of 180 days).

SURFACES PREPARATION

Accurately clean the support to eliminate dust, crumbly parts, foreign or non-stick substances. On irregular supports, it is advisable making a previous application of **WINFIX CONCRETE**, to allow adhesion. For smoothing floors use **WINLIVEL** self-leveling for irregularities from 1 to 15mm or **WINLIVEL RAPID**, quick-drying self-leveling for irregularities from 1 to 20 mm. To make a new screed, use **WINPLAN 370**, a quick-drying screed or **WINPLAN PRO**, a fast-drying and low water absorption screed. Check for possible humidity contained in the support to avoid onset of air bubbles due to vapour pressure.

The best way to find out if there is any hidden humidity contained in the support is the application of a polyethylene sheet over the surface of the support and sealed with painter's tape. Leave this exposed to the sun and check for water condensation after 24 hours. If there is no condensation water, apply **WINGUM PLUS H₂O RAPID**, otherwise, wait for full drying.

RECOMMENDATIONS

Do not add any additive.

Do not use if the packaging is damaged.

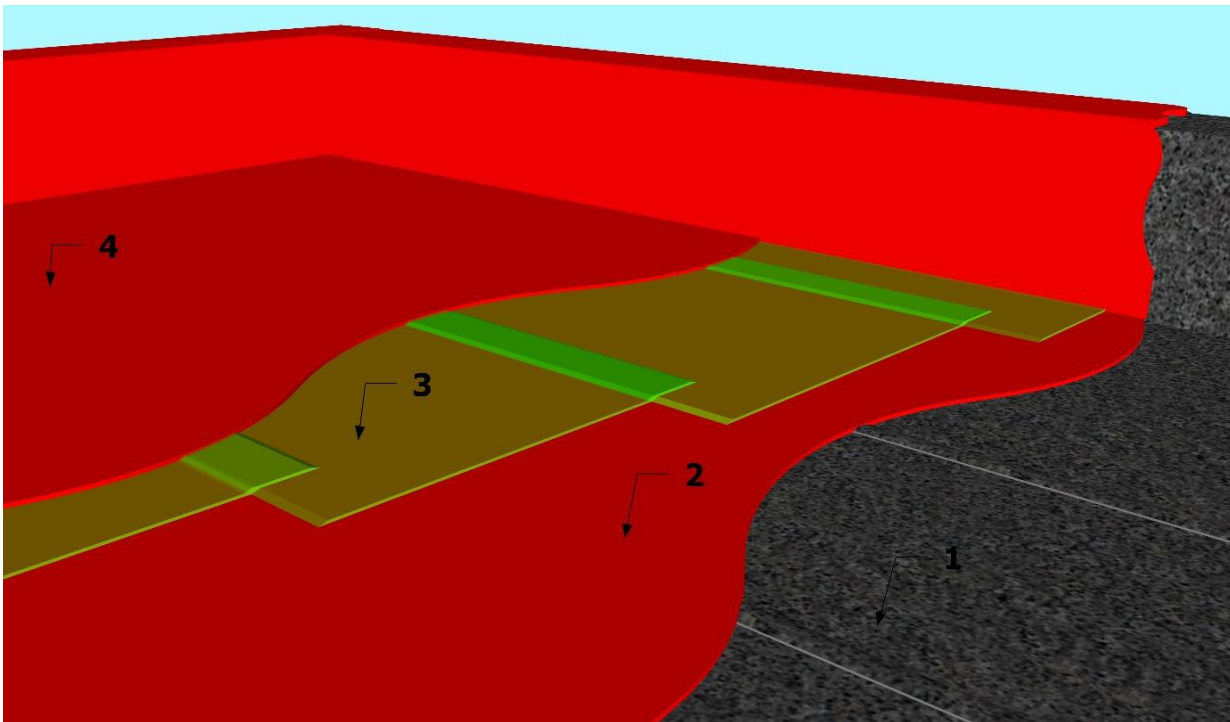
Do not add water or solvents.

WARNING

In case **WINGUM PLUS H₂O RAPID** should be applied on bituminous membranes, the modified membrane must have undergone at least 180 days of oxidization before to applying the product. Apply **WINGUM PLUS H₂O RAPID** at temperatures between +5°C and +35°C. Protect it from water, rain, and snow during the first 4 hours from its application. Before applying the second coat, check that the surface is completely dry. Do not apply if overnight dampness is forecast.

APPLICATION

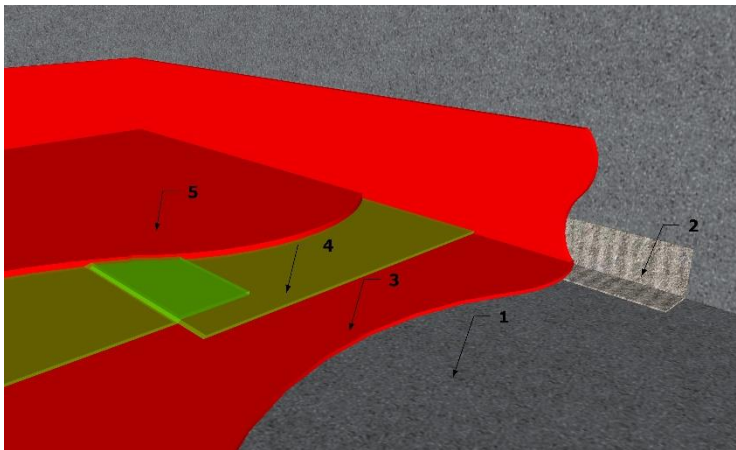
The product is ready to use and can be applied by short bristle roller, brush, spraying airless gun. Apply the product in 2 coats. In order to get a homogeneous thickness, ideal for waterproofing, it is always advisable to insert between **WINGUM PLUS H₂O RAPID** coats, a **WINGUM PLUS H₂O RAPID** reinforcement sheet.



1. Bituminous membrane
2. First coat of **WINGUM PLUS H₂O RAPID**
3. **WINGUM PLUS H₂O RAPID**
4. Second coat of **WINGUM PLUS H₂O RAPID**

To assure waterproofing function, on perimeter edges of the surface, apply the waterproofing adhesive band **BC SEAL BAND**. For waterproofing and sealing around roof penetrations such as drain, ventilation pipes, other roof penetrations or around plumbing pipes and drains, use **BC SEAL PAD**, self-adhesive butyl square pad.

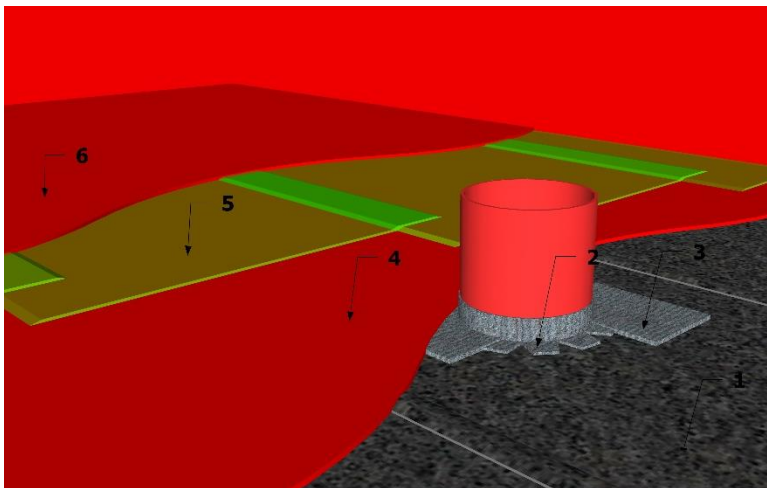
Perimeter angle treated with BC SEAL BAND



KEYS:

1. Structural substrate/screed
2. **BC SEAL BAND**
3. First coat of **WINGUM PLUS H₂O RAPID**
4. **WINTECHNO MAT**
5. Second coat of **WINGUM PLUS H₂O RAPID**

Roof vent treated with BC SEAL BAND e BC SEAL PAD



KEYS:

1. Bituminous membrane
2. **BC SEAL BAND**
3. **BC SEAL PAD**
4. First coat of **WINGUM PLUS H₂O RAPID**
5. **WINTECHNO MAT**
6. Second coat of **WINGUM PLUS H₂O RAPID**

APPLICATION WITH REINFORCEMENT

Apply **WINGUM PLUS H₂O RAPID** with **WINTECHNO MAT** as described below:
 Apply **WINGUM PLUS H₂O RAPID** (about 2/3 of total amount to be used) in a uniform coat on the substrate to be treated. Lay over **WINTECHNO MAT** and completely soak it, applying a slight pressure using the roller. Let the product to fully dry (see table). Apply the second coat of **WINGUM PLUS H₂O RAPID** until getting the consumption indicated in the current technical data sheet.

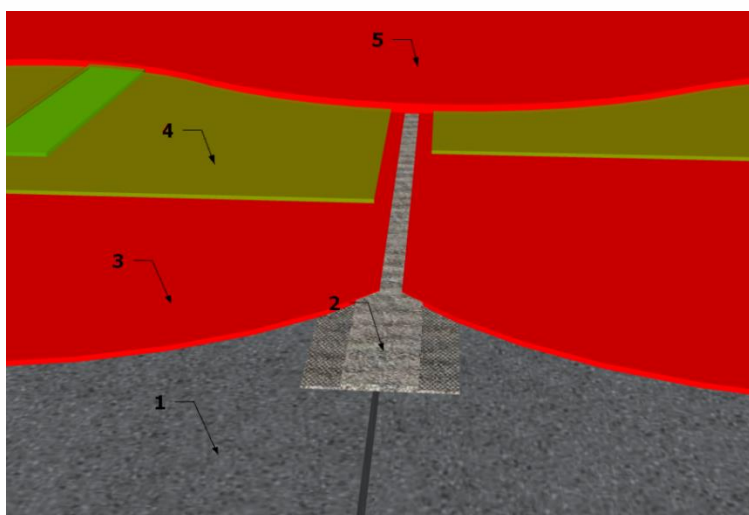
SURFACES WITH JOINTS

Seal the joints **up to 1cm wide**, with the joint cover strip **WINJOINT BAND** (waterproof elastic band, made of rubber and polyester fabric, suitable for waterproofing joints) as described below:

After creating the new joints or restoring the existing ones, apply **WINGUM PLUS H₂O RAPID**, laterally to the joint and for a width that is larger than the joint cover.

While the product is still wet, lay the joint cover and stick the perforated side band to the area already treated with **WINGUM PLUS H₂O RAPID**. Once dried, completely cover it with the second coat of **WINGUM PLUS H₂O RAPID**.

Sealing of joints up to 1cm wide



KEYS:

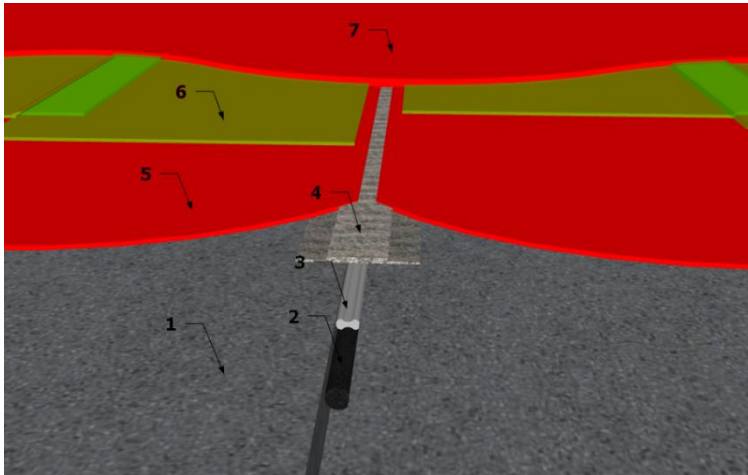
1. Structural substrate/screed
2. **WINJOINT BAND**
3. First coat of **WINGUM PLUS H₂O RAPID**
4. **WINTECHNO MAT**
5. First coat of **WINGUM PLUS H₂O RAPID**

Use the following system to seal **joints more than 1cm wide**:

WINJOINT FOAM (compressible polyethylene foam backer rod), **WINJOINT SEAL** (polyurethane sealant) and **WINJOINT BAND**, as described below:

After creating the new joints or restoring the existing ones, enter **WINJOINT FOAM** inside the joint to the desired depth and then extrude **WINJOINT SEAL** for the entire length of the joint. Once the sealant has dried, apply **WINJOINT BAND** as previously described.

Sealing of joints more than 1cm wide



KEYS:

1. Structural substrate/screed
2. WINJOINT FOAM
3. WINJOINT SEAL
4. WINJOINT BAND
5. First coat of WINGUM PLUS H₂O RAPID
6. WINTECHNO MAT
7. Second coat of WINGUM PLUS H₂O RAPID

DRYING TIMES (at +20°C)

The product is rain-proof after 4 hours from first coat (at +22°C and 55% of R.H.). Second coat can be applied already after 4/5 hours. Before laying the second coat, check that the previous one is completely dry.

(24 hours after last coat application, the product is waterproofing and stagnation resistant. 48 hours after the last coat, the product has achieved the mechanical strength necessary to be walkable).

Weather conditions	Rain_proof	Second coat
+22°C up to 55% R.H.	4 hours	4 hours
+10°C up to 65% R.H.	6 hours	6/7 hours

Different temperatures values and humidity percentages can vary drying times.

CONSUMPTION

1.1 – 1.3 kg/m² in two coats.

1.7 -1.9 kg/m² in two coats, with WINTECHNO MAT inserted in-between.

PACKAGING

5-10-20kgs pails.

STORAGE

The product in its undamaged packaging can be stored for 24 months. Please store it at temperatures between +5°C and +35°C. No frost-proof.

SAFETY NORMS

PRECAUTIONS

For information about safety norms, the user must consult the most recent Safety Sheet, edited in conformity with the Norms in force, containing physical, toxicological and other data about the product in use.

ECOLOGY

Do not throw the product and /or empty packs out in the environment. Consult the most recent Safety Sheet for further information about eventual disposals.

TECHNICAL DATA (average values)

Look:	Fluid, fibred paste
Colour:	White, grey, red, green
Density at 20°C (g/cm ³):	1.45 ± 0.05
Solid content (%):	75 ± 3
cPs brookfield viscosity at 20°C:	18,000 ± 2,000

OPERATIONAL PRODUCT PERFORMANCES

Operational temperature:	From -30°C to +80°C
Resistance to atmospheric agents:	Good
Resistance to UV rays:	Excelent
Impermeability (UNI EN 1928)	≥ 1.0 bar
Stress at break (UNI EN ISO 527-1)	≥ 1.83 N/mm ²
Elongation % (UNI EN ISO 527-1)	≥ 149
Accelerated ageing (UNI EN 1062-11)	No break nor delamination
Stress at break after accelerated ageing (UNI EN ISO 527-1)	≥ 2.4 N/mm ²
Elongation % after accelerated ageing (UNI EN ISO 527-1)	≥ 100
Adhesion strength on concrete 7UNI EN 15412)	≥ 1.0 N/mm ²
Water absorption (ASTM D 471)	≤14% on weight

PRODUCT FOR PROFESSIONAL ONLY

The information contained in this technical data sheet is to the best of our knowledge correct. However, by no means can it be considered a guarantee, as usage, working area and application of the product in accordance with the instructions given and their success in application is beyond our control and is dependent on a number of factors. We decline any responsibility for the improper use of the product as the application recommendations contained herein are to be considered as a general guideline. If at all in doubt, preliminary tests should be carried out. WINKLER S.r.l. reserves the right to modify and up-date said data sheets without prior notice. Clients are kindly requested to verify that they are in possession of the current edition.